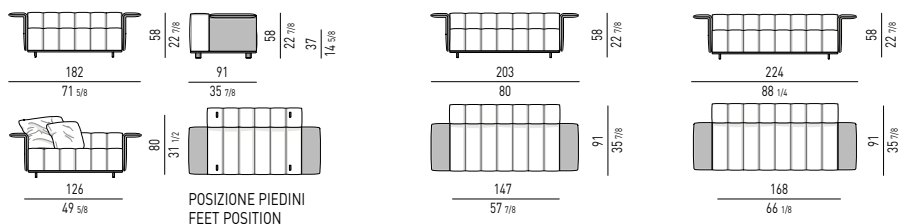
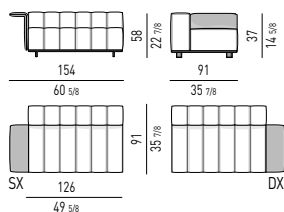


DIVANI | SOFAS

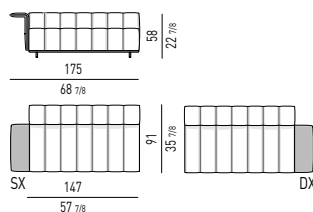


ELEMENTI TERMINALI | ELEMENTS WITH ONE ARMREST

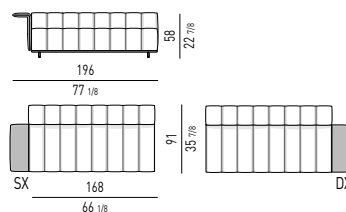
ELEMENTO TERMINALE CM 154
ELEMENT WITH 1 ARMREST CM 154



ELEMENTO TERMINALE CM 175
ELEMENT WITH 1 ARMREST CM 175

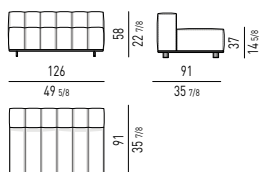


ELEMENTO TERMINALE CM 196
ELEMENT WITH 1 ARMREST CM 196

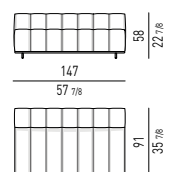


ELEMENTI CENTRALI | CENTRAL ELEMENTS

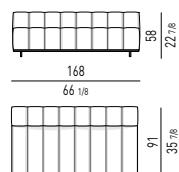
ELEMENTO CENTRALE CM 126
CENTRAL ELEMENT CM 126



ELEMENTO CENTRALE CM 147
CENTRAL ELEMENT CM 147

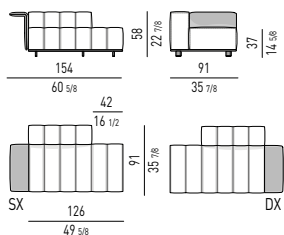


ELEMENTO CENTRALE CM 168
CENTRAL ELEMENT CM 168

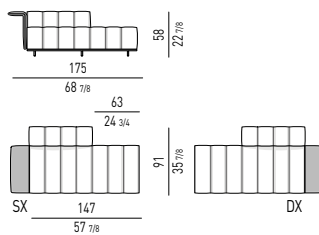


ELEMENTI TERMINALI PENISOLA | OPEN-END ELEMENTS WITH ONE ARMREST

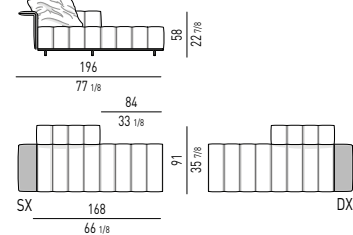
ELEMENTO TERMINALE PENISOLA CM 154 - SCHIENALE CM 84
OPEN-END ELEMENT WITH 1 ARMREST CM 154 - BACKREST CM 84



ELEMENTO TERMINALE PENISOLA CM 175 - SCHIENALE CM 84
OPEN-END ELEMENT WITH 1 ARMREST CM 175 - BACKREST CM 84

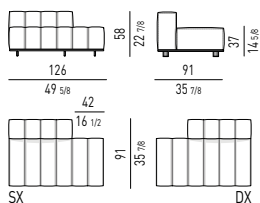


ELEMENTO TERMINALE PENISOLA CM 196 - SCHIENALE CM 84
OPEN-END ELEMENT WITH 1 ARMREST CM 196 - BACKREST CM 84

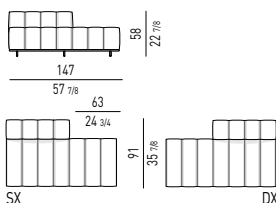


ELEMENTI PENISOLA | OPEN-END ELEMENTS

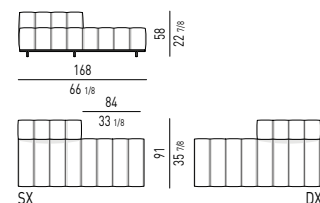
ELEMENTO PENISOLA CM 126 - SCHIENALE CM 84
OPEN-END ELEMENT CM 126 - BACKREST CM 84



ELEMENTO PENISOLA CM 147 - SCHIENALE CM 84
OPEN-END ELEMENT CM 147 - BACKREST CM 84

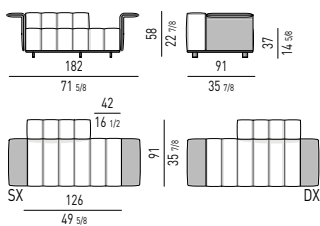


ELEMENTO PENISOLA CM 168 - SCHIENALE CM 84
OPEN-END ELEMENT CM 168 - BACKREST CM 84

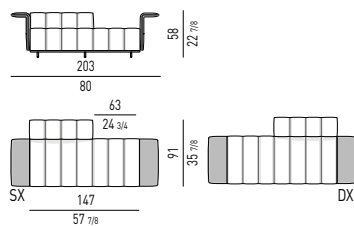


DIVANI OPEN | OPEN SOFAS

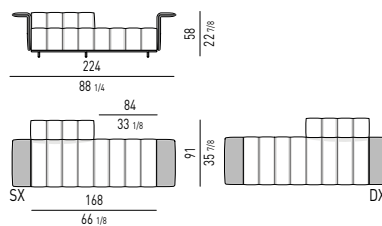
DIVANO OPEN CM 182 - SCHIENALE CM 84
OPEN SOFA CM 182 - BACKREST CM 84



DIVANO OPEN CM 203 - SCHIENALE CM 84
OPEN SOFA CM 203 - BACKREST CM 84

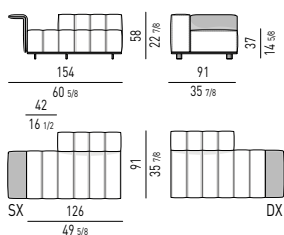


DIVANO OPEN CM 224 - SCHIENALE CM 84
OPEN SOFA CM 224 - BACKREST CM 84

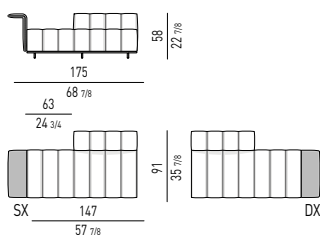


ELEMENTI DAYBED | DAYBED ELEMENTS

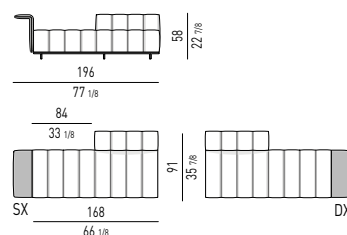
ELEMENTO DAYBED CM 154 - SCHIENALE CM 84
DAYBED ELEMENT CM 154 - BACKREST CM 84



ELEMENTO DAYBED CM 175 - SCHIENALE CM 84
DAYBED ELEMENT CM 175 - BACKREST CM 84

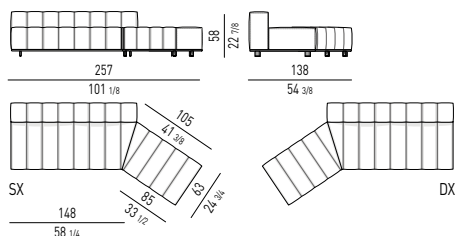


ELEMENTO DAYBED CM 196 - SCHIENALE CM 84
DAYBED ELEMENT CM 196 - BACKREST CM 84



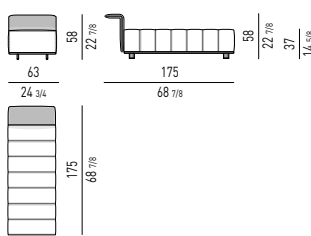
ELEMENTO INCLINATO PENISOLA | INCLINED OPEN-END ELEMENT

ELEMENTO INCLINATO PENISOLA CM 257 - SCHIENALE CM 168
INCLINED OPEN-END ELEMENT CM 257 - BACKREST CM 168

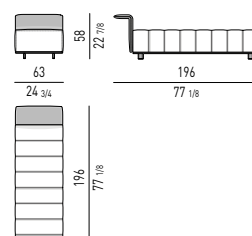


COUCH

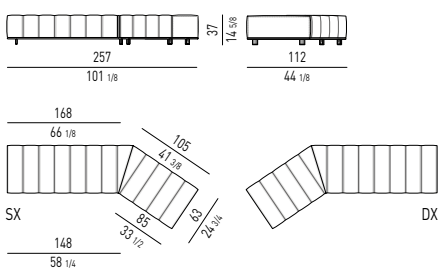
COUCH CM 63X175



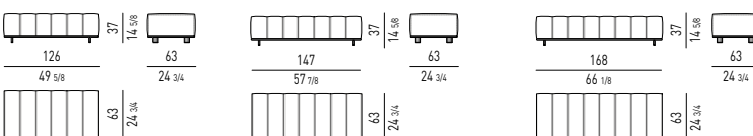
COUCH CM 63X196



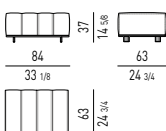
PANCA INCLINATA | INCLINED BENCH



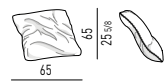
PANCHE | BENCHES



POUF | OTTOMAN



CUSCINO SCHIENALE OPTIONAL "FREEMAN LOUNGE"
"FREEMAN LOUNGE" OPTIONAL BACK CUSHION



CUSCINO OPTIONAL "FREEMAN"
"FREEMAN" OPTIONAL CUSHION

