

shift

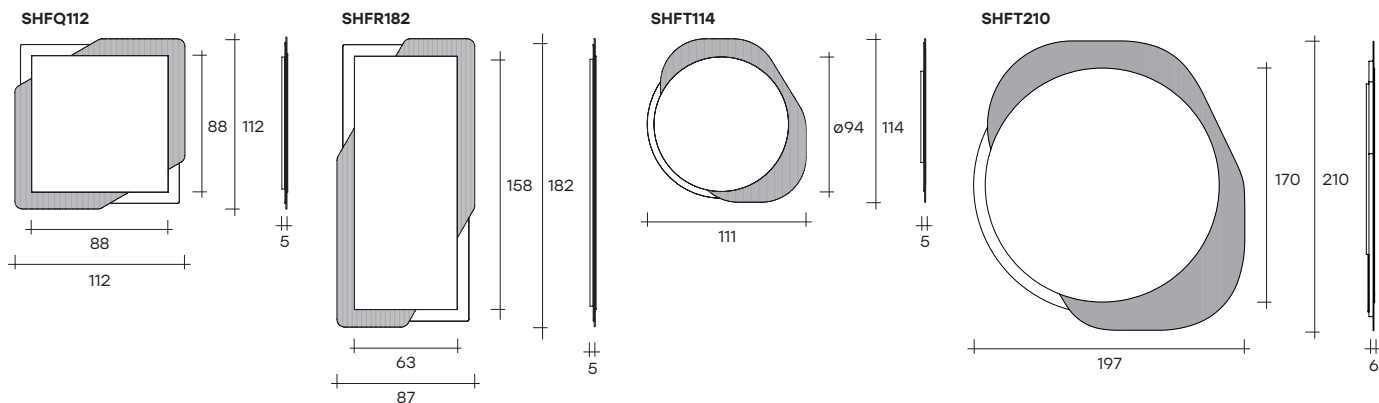
Francesca Lanzavecchia

modello registrato
registered model



Specchio da parete con cornice composta da due elementi in vetro: parte in vetro trasparente o bronzo da 6 mm fuso a gran fuoco retroargentato; parte in vetro piano fumè o bronzo da 6 mm. Specchio piano da 5 mm. Possibilità di appendimento verticale od orizzontale.

Hanging mirror with frame composed of two glass elements: a part in 6 mm-thick high-temperature fused glass in transparent or bronze finish; a part in 6 mm-thick flat glass in smoked or bronze finish. 5 mm-thick flat mirror. It can be hung horizontally or vertically.



DIMENSIONI _ DIMENSIONS

SHFQ112/VF-AG

L 112 x P 5 x H 112 cm
 L 44 1/8" x W 2" x H 44 1/8"

42
 77
 0,43

SHFT114/VF-AG

L 111 x P 5 x H 114 cm
 L 43 1/16" x W 2" x H 44 7/8"

37
 72
 0,43

SHFR182/VF-AG

L 87 x P 5 x H 182 cm
 L 34 1/4" x W 2" x H 71 5/8"

52
 92
 0,53

SHFT210/VF-AG°

L 197 x P 5 x H 210 cm
 L 77 9/16" x W 2" x H 82 1/16"


115
 229
 1,66

- ° Modelli forniti con piedini smontabili per versione da terra.
- ° Items provided with removable feet for free standing version.

PARTE CORNICE IN VETRO LISCIO
FLAT GLASS FRAME PART




Fumé
Smoked




Bronzo
Bronze

PARTE CORNICE IN VETRO FUSO
FUSED GLASS FRAME FINISH



Standard
retroargentato
Back-silvered
Standard



Vetro Bronzo
retroargentato
Back-silvered
Bronze
